

Race Week Info

July 2025

#ISBDWorldChampionships2025

aasbd.soapboxderby.org

Updated March 2025

Table of Contents

Welcome, Contact Information, Planning and Accommodations	3
Registration and New Racer/Family Orientation	4
Car Delivery Schedule and Shipping Crate Instructions	5
Car Signage, Lettering and Decoration; VIP Status	7
Pre-Orders, Champ Wheels, Champ Apparel, Tickets	8
Planning Ahead and FAQ	9
Racing Schedule	12



Welcome to Akron!

Congratulations on qualifying for the 87th running of the FirstEnergy All-American Soap Box Derby World Championship! We're excited to see you in Akron!

WE want you to have a great experience while you are in Akron. If you have any questions, please ask one of our staff members or key volunteers. This guide will help you plan your visit.

LET'S GO RACING!

Contact Information and Addresses

Phone:	330-733-8723
Email:	soapbox@soapboxderby.org
Before Race Week Office Hours:	Monday - Friday 9 am - 4 pm
Race Week website	aasbd.soapboxderby.org
International website	soapboxderby.org
Online Store:	commerce.soapboxderby.org
Topside	1000 George Washington Blvd., Akron, OH 44312
Race Day Parking	789 Derby Downs Drive, Akron, OH 44306 Located in gravel and grass lots

Planning and Accommodations

Your best resource for information is our [Race Week website at aasbd.soapboxderby.org](http://aasbd.soapboxderby.org). There, you can find:

- This handbook
- Hotel accommodation and special ISBD rates (can be found at aasbd.soapboxderby.org)
- Race week schedules
- Instructions on how to ship your car
- How to apply stickers
- Online store
- Link to buy race day tickets
- Race Day live stream
- How to send your champ a special message on race day
- Fun things to do in and around Akron and so much more!
- And we keep adding more every day!

However, this handbook will cover a lot of the above in detail as well, so please keep reading and let us know if you have questions.


Registration

A Registration link for the 87th FirstEnergy All-American Soap Box Derby World Championship (FEAASBD) will be sent to your email. If you do not see the email please check your SPAM/JUNK folder. If you are unable to locate the email, contact soapbox@soapboxderby.org.

If this is your Champ's first time qualifying for the World Championships, a copy of the Champs birth certificate must be sent to the office to complete registration.

Below is the information you'll need to have with you while registering for your Champ:

- **ASSIGNED CAR NUMBER:** Champs car numbers will be included in the email that you receive with your registration link. This is not the same number you used at a local or rally race.
- **INTERESTS AND ACTIVITIES:** During Race Week, your Champ's favorite activities and career interests will be shared at the Welcoming Ceremony and during the Challenge Races. Please fill out the form to be included.
- **MEDICAL INFORMATION:** Medical information for each Champ must be provided. Information includes emergency contact, allergies and medical conditions.
- **CAR HANDLER INFORMATION:** This is the name and cell number of your car handler; the person who can be reached while at Derby Downs.
- **AUTHORIZED REPRESENTATIVE(S):** Cars can only be checked out upon completion of the World Championship race. Only the authorized representatives will be permitted to check out the car. Representatives must provide ID to check-out the car.



Car Delivery Schedule

The dates and times listed below are when cars must be dropped off for inspections:

BY CRATE:

June 30, July 1, 2, 3 from 9 a.m. to 4 p.m.

- All cars being shipped need to be delivered to 1000 George Washington Blvd., Akron, Ohio, 44312

IN PERSON:

July 5, 6, 7, 8, 9, 10 from 9 a.m. to 4 p.m.*

July 10 from 9 a.m. to 7 p.m.

July 11 from 9 a.m. to NOON

- All cars being dropped off in person should be delivered to 1000 George Washington Blvd., Akron, Ohio 44312*

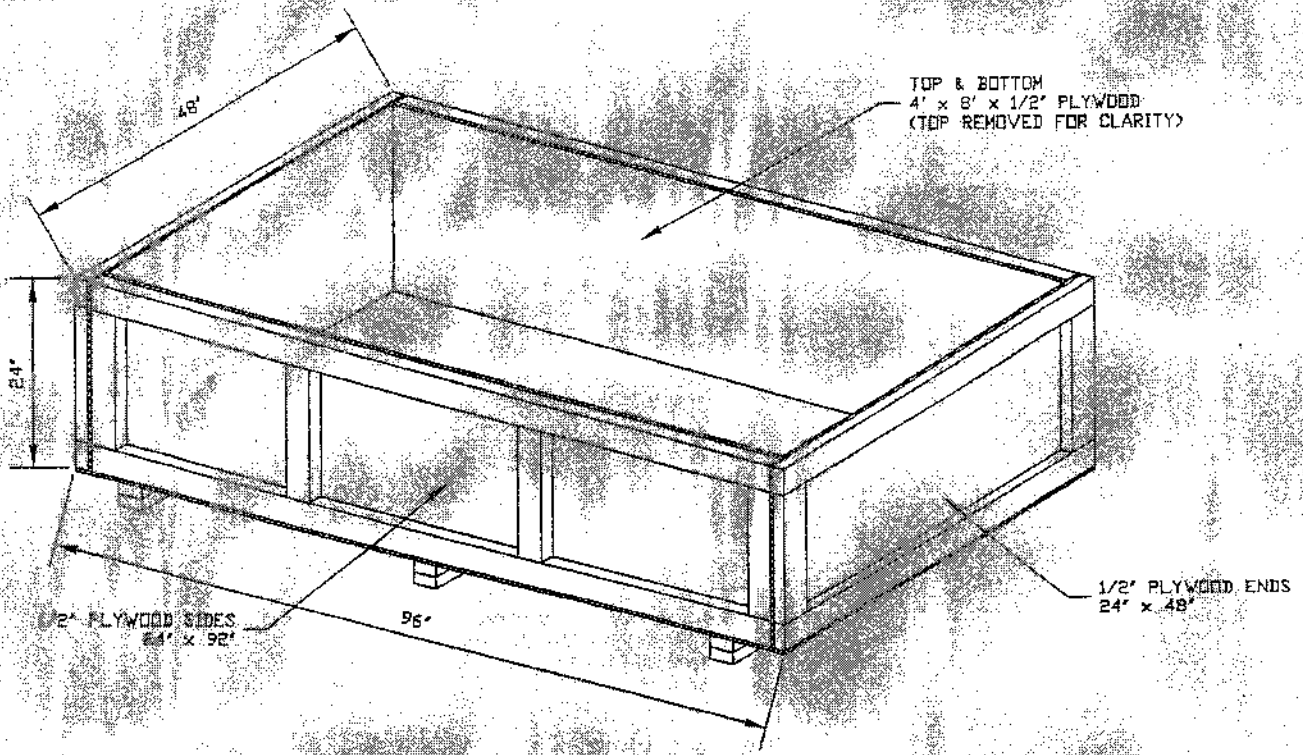
**We are encouraging in-person drop-offs to do so as early as possible, preferably on Sat. July 5 and Sun., July 6.*

Please note that all cars must arrive at Derby Downs with only four (4) screws attaching the body to the floorboard. The remaining body mounting screws are to be placed in a baggie and taped onto the car's floorboard.

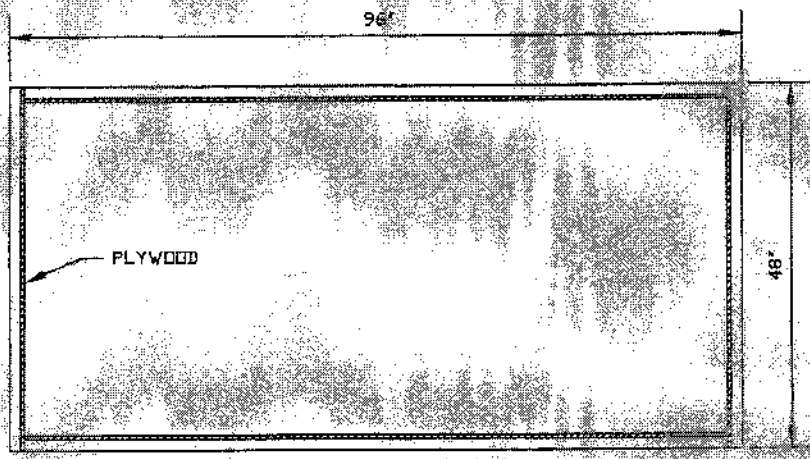
Shipping Crate Instructions

If you are planning to ship your Champ's car in a crate, please review the following information. The next page shows how crates should be constructed for proper use and storage. We recommend building crates according to the diagram. Please note that all cars must arrive to Topside, 1000 George Washing Blvd., Akron, Ohio 44312 with only (4) screws attaching the boy to the floorboard. Remaining screws are to be in a baggie taped to the car's floorboard.

- The Soap Box Derby is not responsible for the crate shipment arriving or departing Derby Downs.
- The crate must consist of a minimum of 1/2" plywood or particleboard mounted to a 2" x 4" frame. Do not use cardboard
- The crate must have a minimum of 3" high spacers on the bottom of the crate so that it may be easily moved with a tow motor.
- Crates will be stored outdoors for up to three weeks. Please ensure that proper building and painting materials are used for weather resistance in outdoor conditions.
- The lid of the crate must be painted with the following shipping address:
International Soap Box Derby, 1000 George Washington Blvd., Akron, OH 44312
- Attach the lid with drywall screws. Do not use nails or glue
- Your Champ's AASBD World Championship Car Number, Local Race City Organization, and state or province must appear on all four (4) sides of the crate.
- Following the World Championship, the Local Race City Organization is responsible for re-labeling the crate for the return shipment as well as arranging transport.



SHIPPING CRATE



PLAN VIEW

				PHILLIPS ENGINEERS & CONSULTANTS 4450 Belden Village Bl., NW Suite 308 Canton, OH 44718 Phone: 330.481.0251 Fax: 330.481.0255 philipsengineers.com	
REV.	DATE	DESCRIPTION		CAD FILE:	SHEET NUMBER:
		DRAWN BY:	CHECKED BY:	APPROVED BY:	
		RRR	MD	KJP	
		SCALE:	DATE:	JOB NO.:	CONTRACT NO.:
THE SUBJECT MATTER OF THIS DRAWING IS THE PROPERTY OF PHILLIPS ENGINEERS & CONSULTANTS OF CANTON, OHIO AND IS TO BE USED ONLY AS SHOWN ON THIS DRAWING.				ALL AMERICAN SOAP BOX DERBY DERBY CAR CRATE	
				M-1	

Car Signage, Lettering and Decoration

- Specific areas of the shell are restricted as to the signage, lettering and decoration permitted.
- No signage, lettering, and/or decoration may cover any screw attachments or body openings.
- Section A: All-American Soap Box Derby Number*
 - This decal is only necessary to be put in place at the All- American Soap Box Derby World Championship.
 - *Note All-American Soap Box Derby Car Numbers will be given during Car Delivery to Topside.
- Section B: Title/National Sponsor(s)**
 - This decal (or decals) must be put in place for all Local races, Rally races, and for the All-American Soap Box Derby World Championship.
- Section C: Local Race City Organization OR Rally Region
 - This section is approximately thirty (30) inches wide and limited by the height of the shell.
 - At the All-American Soap Box Derby World Championship, this section must include the participant's Local Race City Organization OR the Rally Region that the participant is representing. Lettering must be a minimum of 1-1/2" in height.
 - Optional signage, lettering, and decoration in this section may include the car's sponsor and/or the participant's name.

**Decals can be purchased through our online store @ commerce.soapboxderby.org

VIP Status

VIP status is determined by your inspection results. VIP status is awarded to cars with no errors. A VIP sticker will be placed on the car by an official.

Non-VIP status occurs when officials find any error with your car. Errors will need to be corrected.

All VIP and inspection reports will be posted on aasbd.soapboxderby.org on the evening of July 12. If you have a question about a repair, please wait until check-in on July 13 and look for a Racing Commission member in the repair tent.



Pre-Orders: Wheels and Parts

Orders for parts can be placed through the online store

commerce.soapboxderby.org. To pick up your order

during Race Week, select customer pick-up on the store under shipping selections.

For all ORDERS (Pre or During Race Week) – Order online and pick-up during Race Week you will need to:

1. Visit the east entrance of the White Building inside of Topside.
2. Let a staff member know that you are here to pick up your order.
3. **PRE-ORDER Dates for Race Week Pick Up: May 19 – June 30, 2025.** Make sure you put in the notes section: “Race Week Pickup”.

Parts Store Hours Race Week:

- Sunday, July 13 – Friday, July 18 – 8:00 am – 5:00 pm
- Saturday, July 19 – 8:00 am – 10:00 pm
- Sunday – 8:00 am – 12:00 pm

Champ Wheels

We have worked hard on improving the 2025 Race Week Wheels! We are very confident in these wheels. If you want to purchase and keep the championship wheels used by your champ in Saturday’s race, you can do so by ordering online at commerce.soapboxderby.org following the above ordering guidelines.

Champ Apparel

All Champions **MUST** wear their provided Champion T-shirts each day they are participating in a Race Week activity. The shirts may NOT be altered.

Race Day Tickets (tickets are not needed except for Race Day – July 19th)

General Admission tickets can be purchased online at aasbd.soapboxderby.org, at the Parts Store during Race Week, Office Tent, and/or at the entry gate on race day. Champs and one car handler receive free admission. Kids 6 and under also get in free. Champs and Car Handlers will receive a souvenir ticket in their check-in pack on Sunday, July 13.

**Pets are not allowed at Derby Downs during Race Week and on Race Day.

Box Seating

Box seats are also available in the online store. Each Box seat includes entry tickets, an area for 4 seats (you can bring your own or we can provide folding chairs for you. These guarantee up-close, action views of the track and reserved chairs, but do not offer covering from the sun and or rain.

Planning Ahead and FAQ

Badges, Hometown Items and Trading

On Monday, July 14th, Champs have the opportunity to attend a “Badge Trading” session during opening ceremonies and throughout the week where champs exchange badges, pins, or any special items from their hometowns. We suggest bringing approximately 200 - 400 badges for trading. Families and volunteers will ask the Champs for their badges all week long. We want to make sure that you are aware of this tradition so that your Champs can take part.

Alignment Badges

Each Champ is provided one additional badge for alignment days. The badge will be included in the Champ bag and can only be used to get into Topside during scheduled alignment days. Scheduled alignment days are Sunday, Thursday (All-Star only) and Friday.

Champ Car Messages and Program Messages

Want to write and give a message to a Champ wishing them “good luck” in Saturday’s race? Visit the Office Tent during race week, to write and submit “good luck” messages for Champs! These messages will be placed in the Champs’ cars for them to read on Saturday morning before the race. All messages are due by Thursday at 7 pm.

Banners and Signs

Families are encouraged to bring banners to support their Champs. Banners should be no higher than 3’ and no longer than 5’. Banners can be hung using zip ties throughout the week starting at the starting line and going down the track on the outside part of the track. We are not responsible for the banners if left behind.

Tents

Do not place or set up tents/canopies on Derby Downs grounds before 7:30 am on Sunday, July 13. Tents set up prior to this time will be removed. Also, when setting up, please avoid the zoned-off areas. The ISBD is not responsible for tents/canopies placed on our grounds or for items left in them.

Planning Ahead and FAQ

Parking during the week - TBD for the week leading up to Race Day

Race Day Parking

Use 789 Derby Downs Drive, Akron, OH 44306 for GPS. Parking is located in gravel and grass lots off Derby Downs Road.

Food Vendors

There will be a variety of food vendors at Derby Downs/Topside throughout Race Week and Race Day, but the days can be long, so it is advised to bring your own food, snacks and drinks.

ATMs

There are no ATMs located at Derby Downs. There are a number of local and national ATMs that are just a short drive from the grounds.

ACME FRESH MARKET Water Stations

There will be water stations sponsored by ACME Fresh Market located throughout Derby Downs for your convenience. The stations will be located near the office tent at topside, starting line, finish line and runout.

Restrooms

There are no permanent public restrooms at Derby Downs. Porta Johns will be located throughout the grounds. The restrooms will be located near the starting line, topside, trackside and runout.

Sun Protection/Insect Repellent

There is very little overhead coverage at Derby Downs. Tents are allowed, but don't forget sunscreen and other forms of protection. Ohio can also be hot, muggy and buggy in July. Bring plenty of water and insect repellent, as well.

First Aid Kits

First aid kits are available to guests throughout Derby Downs grounds. AED units are located at the Office Tent and White Building. EMS will be located on the grounds throughout the week to assist with any medical issue. In case of a medical emergency, dial 9-1-1 and the ambulance will be dispatched from Derby grounds.

Planning Ahead and FAQ

Recycling

Recycle bins will be located next to each water station. Materials we can recycle include plastic, cardboard & paper. Please help us continue our recycling efforts by placing the appropriate items in the recycling bins.

Race Day Live Stream – Spread the Word!

The World Championship races on July 19 will be streamed live on YouTube and at www.soapboxderby.org. We will also be live posting from Facebook and Instagram throughout the day.

Social Media – follow and share!

The International Soap Box Derby can be found at:

Instagram [@intlsoapboxderbyhq](https://www.instagram.com/intlsoapboxderbyhq)

Facebook <https://www.facebook.com/soapboxderby.org>

#intlsoapboxderby2025

#soapboxderbyworldchampionships2025

#ISBDworldchampionships2025

Race Week Family Hotel Accommodations

On our website, there are multiple hotels offering a special rate for all families of the Soap Box Derby. Please click on each reservation for the rates. Each hotel plans on running a “Decorate your Door” Contest and providing some prizes for the best doors.


Extra Amenities

Throughout the week, we will be walking around with popsicles for all champs. On Saturday, we will have free pizza for all the CHAMPS from 10:00 – 2:00 p.m.



RACE DAY CHAMP PICKUP

Once your child is eliminated from racing on Race Day, they will be transported to the pavilion by our Golf Cart Shuttle, you then can come pick up your child once they arrive, they will be seated in the pavilion. Bring your ID with you. In the past, it was located across from the Office/Headquarters.



2025 RACING SCHEDULE

Saturday, July 12

3:00 – 5:00 p.m. – (Optional) CHAMP BAG pick up – if you are in town, come walk the track, ask questions, etc. @ HQ, 789 Derby Downs Road, Akron, Ohio 44312



Sunday, July 13

Daily Racing Schedule – Evening Event – possible bowling (optional) – more information to come

Check-In, Shell Re-Attachment, Kingpin Drop, Triangulation, Photo Shoot, & Trial Run

8 a.m. - 4 p.m. - Derby Downs, Topside

Parts Store Hours: 8:00 a.m. – 5:00 p.m.

*Check-In times assigned during online registration. Should you have any questions, please contact raceprograms@soapboxderby.org.

CHECK-IN

Race Week check-in will take place at Topside behind the Blue Hall of Fame and Museum Building. Champs will receive their welcome bag at this time.

If you picked up your CHAMP Bag on Saturday, please Check-in again on Sunday, July 13th. Sunday is the last day to check in for Race Week.

Champs must check in at the assigned time that was chosen during registration.

VIP & REPAIRS

All VIP and repair lists will be posted on aasbd.soapboxderby.org on the evening of July 12th.

If you have a question about a repair, please wait until check-in on July 13th and we can assist with your question at check in behind the Blue Building.

STATIONS

All stations are mandatory on check-in day including photo and trial run.

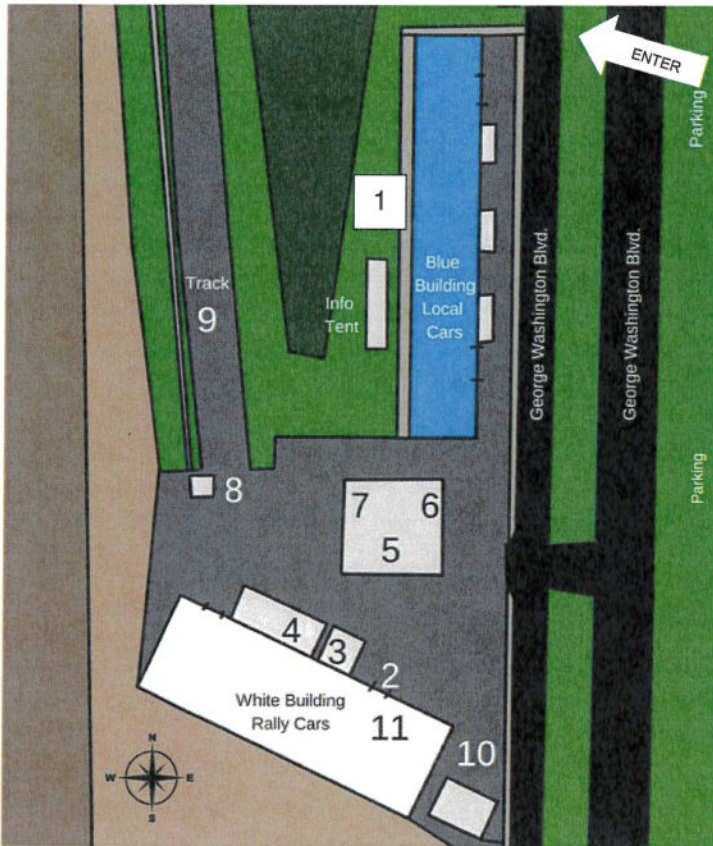
A variety of vendors throughout the week (subject to change):

VENDORS

- Enduro Photo
- Custom Apparel
- Ohio's Best Lemonade
- Kona Ice
- Chick-fil-A and more to come!
- Swenson's and more!

RALLY CHAMPS SUNDAY - REPAIR DAY

STATIONS MAP



All stations are mandatory on check-in day including photo and trial run.

Station #1 - Champs and Car Handlers must have ID badges on to check out a car. Champs will register and pick up their Champ Bag and information. Champ will need to pull out one t-shirt from their Champ Bag for photos. The balance of the t-shirts may be taken to the family vehicle for safekeeping.

Station #2 - Pickup your car. Rally Champs' cars will be stored in the White Building at Topside. Car covers must be in your car.

Station #3 - King Pin Drop - Only required if you are one of the random cars drawn. A torque wrench will be allowed. If you were selected, information was provided at registration.

Station #4 - Car Repairs ONLY for non-VIP - One car handler and Champ. Check tools allowed for those permitted. All repairs must be signed off by a Racing Commission Official before car prep work is done.

Station #5 - VIP Car Prep and General Inspection: adjustments, axle triangulation, steering check, shell attachment, spindle alignment, wipe, and wax car. **THE TIME ALLOWED FOR CAR PREP IS 1 HOUR**

Station #6 - Safety Items: Braking, Helmet, Shoes Check, Line of Sight and Masters Taping - Masters hatch and helmet taping will be at the starter's discretion for safety only. (3 2"x3" pcs).

Station #7 - Official Check-off Station before leaving the tent, the shell will be checked for correct mounting: nose tight to front and flush to the bottom of the floorboard and other minimum dimensions.

Station #8 - Official Photos - Champ t-shirt required.

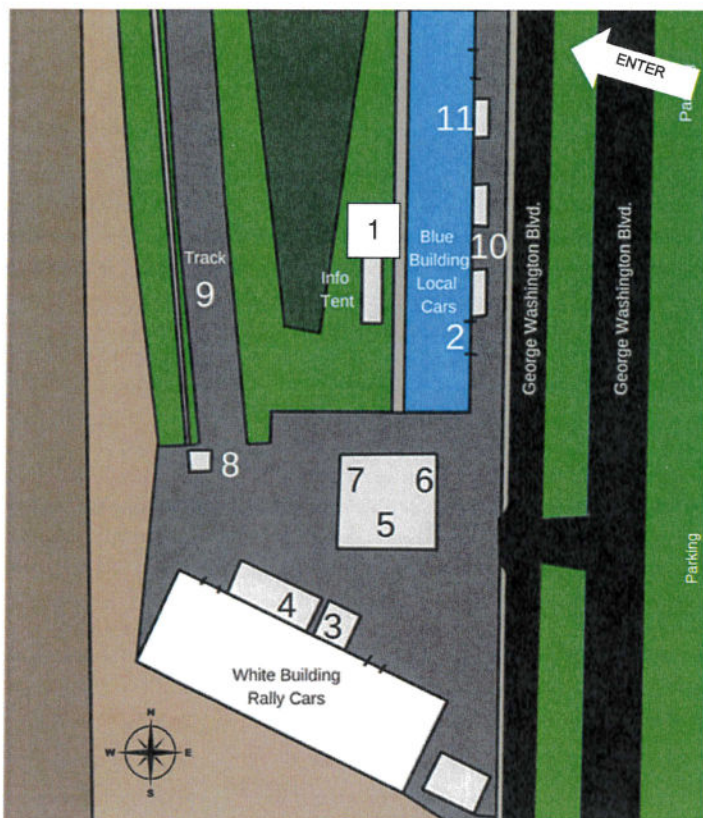
Station #9 - Trial Run - Car handler will return to the George Washington Topside Arch and unload their returning car
*Required.

Station #10 - Scales - Official weigh-in scales are located at the East side of the White Building. Choose any of the 3 scales. Procedures are on the next page. **Tail weight mandatory.** Champs must bring their own weight. Car covers must be in your car.

Station #11 - Finished - Return your car to the White Building and place it in the same pit where you picked it up. Leave helmet and car cover in the car. All cars are subject to re-inspection and weigh-in all week.

LOCAL CHAMPS SUNDAY - REPAIR DAY

STATIONS MAP



All stations are mandatory on check-in day including photo and trial run.

Station #1 - Champs and Car Handlers must have ID badges on to check out a car. Champs will register and pick up their Champ Bag and information. Champ will need to pull out one t-shirt from their Champ Bag for photos. The balance of the t-shirts may be taken to the family vehicle for safekeeping.

Station #2 - Pickup your car. Local Champs' cars will be stored in the Blue Building at Topside. Car covers must be in your car.

Station #3 - King Pin Drop - Only required if you are one of the random cars drawn. A torque wrench will be allowed. If you were selected, information was provided at registration.

Station #4 - Car Repairs ONLY for non-VIP - One car handler and Champ. Check tools allowed for those permitted. All repairs must be signed off by a Racing Commission Official before car prep work is done.

Station #5 - VIP Car Prep and General Inspection: adjustments, axle triangulation, steering check, shell attachment, spindle alignment, wipe, and wax car. **THE TIME ALLOWED FOR CAR PREP IS 1 HOUR**

Station #6 - Safety Items: Braking, Helmet, Shoes Check, Line of Sight and Masters Taping - Masters hatch and helmet taping will be at the starter's discretion for safety only. (3 2"x3" pcs).

Station #7 - Official Check-off Station before leaving the tent, the shell will be checked for correct mounting: nose tight to front and flush to the bottom of the floorboard and other minimum dimensions.

Station #8 - Official Photos - Champ t-shirt required.

Station #9 - Trial Run - Car handler will return to the George Washington Topside Arch and unload their returning car
*Required.

Station #10 - Scales - Official weigh-in scales are located at the East side of the Blue Building. Choose any of the 4 scales. Procedures are on the next page. **Tail weight mandatory**. Champs must bring their own weight. Car covers must be in your car.

Station #11 - Finished - Return your car to the Blue Building and place it in the same pit where you picked it up. Leave helmet and car cover in the car. All cars are subject to re-inspection and weigh-in all week.

Monday, July 14

Daily Racing Schedule – More information to come

Badge Trading, Opening Ceremonies, Family Picnic, Movie Night

Parts Store Hours: 8:00 a.m. – 5:00 p.m.

We are currently working on finalizing all of the activities for Monday!

Tuesday, July 15

Daily Racing Schedule – Evening event – swimming at the JCC (optional) – more information to come

7:30 a.m. Rally Masters
9:30 a.m. Rally Super Stock
12:30 p.m. Rally Stock

**RALLY
CHALLENGE**

Parts Store Hours: 8:00 a.m. – 5:00 p.m.

Wednesday, July 16

Daily Racing Schedule

Local Challenge Races

7:30 a.m. Local Masters 9:30
a.m. Local Super Stock 12
p.m. Local Stock

**LOCAL
CHALLENGE**

Parts Store Hours: 8:00 a.m. – 5:00 p.m.

Thursday, July 17

Daily Racing Schedule

9:30 a.m. All-Star Races

1 p.m. Legacy Race

4-6 p.m. Open House

Parts Store Hours: 8:00 a.m. – 4:00 p.m.

ALL-STAR RACES

- Eighteen All-Star drivers per division race in a special invitational race. All Champs should report to Topside entrance at their posted time.
 - Photos will be at the finish line immediately following each race at the Championship Banner located across from the HQ office.
 - The top three finishers in each division receive their awards at the awards ceremony Saturday at the Akron Civic Theatre.
-

LEGACY RACE

- Legacy puts the STEM principles of aerodynamics and chassis design into practice and accommodates larger, more experienced drivers. This is an open-invitation, double-elimination, and lane-and-wheel swap.
 - All Champs should report to Topside entrance at their posted time.
 - Photos will be at the finish line immediately following each race at the Championship Banner located across from the HQ office.
 - The top three finishers will receive their awards at the awards ceremony Saturday at the Akron Civic Theatre.
-

Car viewing, mini-car races, inflatables, games, vendors and vote for best designs.

Location: Topside

TOP SIDE SHOW

People's Choice Awards for the best-decorated cars!

Make sure to stop by both buildings and view the cars to find your favorite car design from each division.

Winners will be posted on social media. Volunteers, staff, racers, and families are allowed to vote. Voting will only take place during the Open House.

Decorate your mini car during Race and bring it for a chance to win prizes for design and other fun categories!

Friday, July 18

Daily Racing Schedule

Alignment, Wheel Selection, Weigh-In

- 8 a.m. Local Masters & Rally Masters
- 9 a.m. Super Kids Parade/Race Immediately following
Cheer on the Super Kids!
- 9:30 a.m. Local Super Stock & Rally Super Stock
- 11:15 a.m. Rally Stock
- 12 p.m. Local Stock

Parts Store Hours: 8:00 a.m. – 5:00 p.m.

All Champs are to report to the Topside entrance behind the blue building at their posted starting times listed above.

Free night on your own

More to come!

Optional evening events

Places to go

Some good restaurants

Savings on local area places – i.e. – the Akron Zoo

Saturday, July 19

Daily Racing Schedule

FirstEnergy All-American Soap Box Derby World Championship Race Day

Gates Open – Shuttle will be available

6:30 a.m. Parking only on Derby Downs Lower Lot

Champ/Car Handler Check-In at Topside at the scales

7:00 a.m. Local Champs

7:20 a.m. Rally Champs

Parade, Opening Ceremonies and National Anthem

7:45 a.m. Line up for Parade - Topside

8:00 a.m. On Track

First Heat of the 87th FirstEnergy All-American Soap Box Derby

8:30 a.m. Starting Line

Pick up your CHAMP after the race – if your son or daughter does not win the heat, they will be transported by the golf cart shuttle to the pavilion – parents **MUST** check them out there.

Pizza for Champs – 10:00 – 2:00 p.m. – Pick up at the Pavillon and behind the Blue Building

Car Check Out - Photo ID required

Awards Ceremony

7:00 -8:30 p.m. Akron Civic Theatre

Parts Store Open - 8 a.m.-10 p.m.

Sunday, July 20

Daily Schedule

Continue with Car Pick-Up & Crating @ Topside – Photo ID required

8 a.m. - 12 p.m.

Parts Store Open – 8:00 – 12:00 pm

Vendors - Photos & Custom Apparel